

AJS

Manufacturer & Stockist
of

Heating, Ventilation &
Air Movement Equipment

Units 2 & 3
Bull Ring Trading Estate,
Green Street, Digbeth,
Birmingham, B12 0NB.
Tel: 0121 766 8126
Fax: 0121 766 7239
www.ajs-vent.co.uk

FIRE / SMOKE DAMPER RANGE

PRODUCT RANGE



Model Range Includes

- A - Square & Rectangular Duct
- B - Circular Duct
- C - Flat oval Duct

Installation Options

- HEVAC Frame.

Material Options

- Galvanised steel casing & blades.
- Galvanised steel casing, stainless steel blades.
- Stainless steel casing & blades.

Actuators

- Spring return operation (Belimo B series)

Description:

The AJS range of combination Fire/Smoke dampers are designed to prevent the progression of smoke and fire through ductwork systems, offering a low leakage rate, whilst maintaining its physical integrity in the most demanding of temperature conditions.

AJS Fire/smoke dampers specifically address leakage rates at ambient and elevated temperatures and have been tested for 5000 operating cycles (open/close/open), simulating wear over the life time of the air handling system.

Corrosion tested @ 20% salt spray for 120 hours.

Independently tested for 6 hours at Warrington Fire Research Centre, to British standard 476, part 20.

AJS are proud to be associated with:



Every effort is made to ensure the information in AJS literature is correct, however no warranty is given in this respect and the company shall not be liable as a result of any inaccuracy. The company has a policy of continuous product development and reserves the right to alter, at any time, specification without prior notice



Manufacturer & Stockist
of

Heating, Ventilation &
Air Movement Equipment

Units 2 & 3
Bull Ring Trading Estate,
Green Street, Digbeth,
Birmingham, B12 0NB.
Tel: 0121 766 8126
Fax: 0121 766 7239
www.ajs-vent.co.uk

FIRE / SMOKE DAMPER RANGE

Full Features:

- AJS Fire/smoke dampers specifically address leakage rates at ambient and elevated temperatures.
- Roll-formed blades from 16 msg steel and the casings are 18 msg steel, complete with welded corners.
- Concealed linkage out of the airstream completely, within the double skin casing.
- Precise roll formed construction. Double skin galvanised steel casing, 16 msg galvanised steel blades (stainless steel optional).
- Fire endurance tested (6 hours): Warrington Fire Research Centre, BS476, Part 20.
- Stainless steel springs.
- Stainless steel jamb seals.
- Available with HEVAC/HVCA installation frames. In compliance with HEVAC 6/5/85 2002.
- Casing manufactured in accordance with the requirements of DW142.

Model Range Includes

- A - Square & Rectangular Duct**
- B - Flat oval Duct**
- C - Circular Duct**

Installation Options

- HEVAC Frame.

Material Options

- Galvanised steel casing & blades.
- Galvanised steel casing , stainless steel blades.
- Stainless steel casing & blades.

Actuators

- Spring return operation (Belimo B series)

AJS are proud to be associated with:



Every effort is made to ensure the information in AJS literature is correct, however no warranty is given in this respect and the company shall not be liable as a result of any inaccuracy. The company has a policy of continuous product development and reserves the right to alter, at any time, specification without prior notice



Manufacturer & Stockist
of

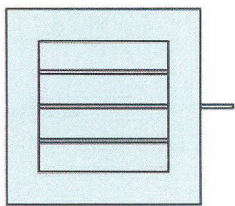
Heating, Ventilation &
Air Movement Equipment

Units 2 & 3
Bull Ring Trading Estate,
Green Street, Digbeth,
Birmingham, B12 0NB.
Tel: 0121 766 8126
Fax: 0121 766 7239
www.ajs-vent.co.uk

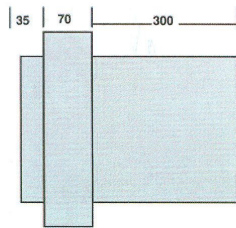
FIRE / SMOKE DAMPER RANGE

Model & Dimension Details:

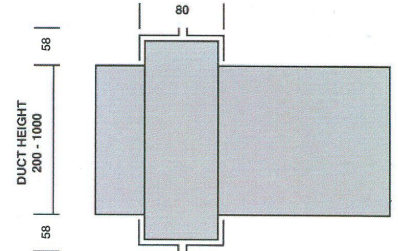
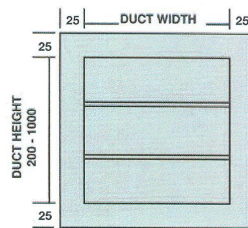
Model A



Square & Rectangular Duct
Spigot connection
200mm to 1000mm H x W

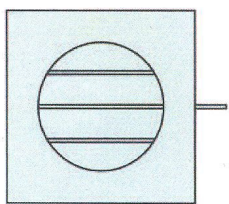


Damper Spigot - 6mm Under Nominal Duct Size

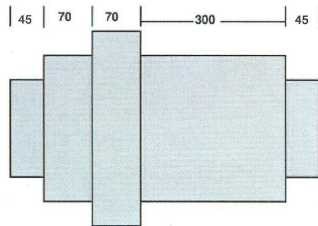


Overall width of installation frame is = Duct width + 116mm

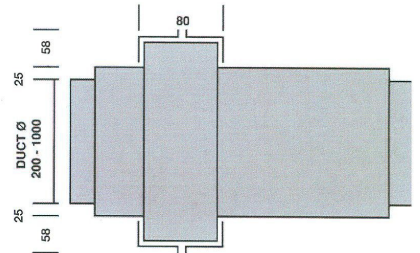
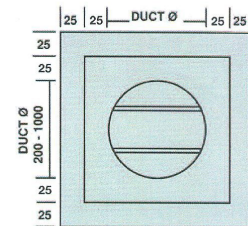
Model B



Circular / Spiral Duct
Spigot connection
200mm to 1000mm H x W

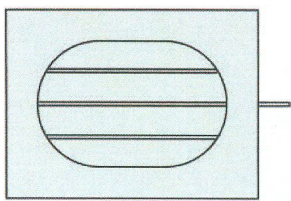


Damper Spigot - 3mm Under Nominal Duct Size

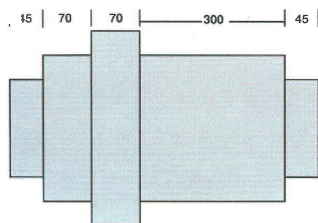


Overall width of installation frame is = Duct width + 116mm

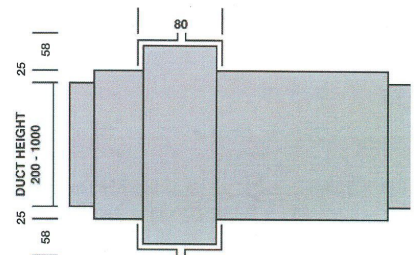
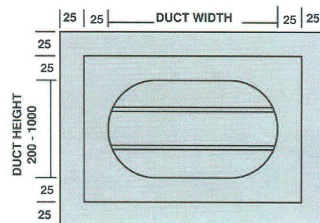
Model C



Flat Oval Duct
Spigot connection
200mm to 1000mm H x W



Damper Spigot - 3mm Under Nominal Duct Size



Overall width of installation frame is = Duct width + 116mm

AJS are proud to be associated with:



Every effort is made to ensure the information in AJS literature is correct, however no warranty is given in this respect and the company shall not be liable as a result of any inaccuracy. The company has a policy of continuous product development and reserves the right to alter, at any time, specification without prior notice